



Club Health Assessment for District 333 A through December 2024

			Status	Membership							Reports					Finance	LCIF
Club Number	Club Name	Charter Date		Current Member Count	YTD Members Added	YTD Members Dropped	YTD Net Growth	YTD Net Growth%	Member Count 12 Months Ago	Avg. length of service for dropped members	Months Since Last MMR ***	Yrs. Since Last Officer Report	President Rotation	Vice President Reported ****	Months Since Last Activity Report ***	Account Balance	Donations for current Fiscal Year
			Number of times on status quo within last two years	If below 15 members appears				If net loss is greater than 20% appears			If no report in 3 months appears in	When more than one year appears in	Number of repeat terms	Notes the officers that do not have an active	If no report at 12 months appears in red		
Clubs more than two years old																	
31768	AGANO	02/24/1976	Active	11	0	0	0	0.00%	11		0			S,T,M,VP,SC	0		\$352.60
25256	BUNSUI	06/18/1967	Active	52	0	0	0	0.00%	47		3			M,VP,SC	5		\$2,613.79
Exc Award (06/30/2017)																	
25262	ECHIGO YOSHIDA	06/22/1965	Active	17	0	0	0	0.00%	17		9			P,S,T,M,VP SC	13		\$274.24
34715	ECHIGONISHIKAWA	11/29/1977	Active	40	2	0	2	5.26%	37		3			T,M,VP,SC	5		\$2,637.09
25270	GOSEN	12/10/1961	Active	20	1	0	1	5.26%	20		1		N	S,T,M,VP,SC	0		\$541.96
Exc Award (06/30/2022, 06/30/2023, 06/30/20)																	
37727	GOSEN SAKURA	11/20/1979	Active	12	2	0	2	20.00%	10		3	1	None	P,S,T,M,VP SC	14	90+ Days	\$1,358.16
97792	ITOIGAWA	10/04/2006	Active	57	1	2	-1	-1.72%	58	3	5		N	T,M,SC	7		\$1,228.54
Exc Award (06/30/2017, 06/30/2018, 06/30/20)																	
25290	IZUMOZAKI	11/03/1968	Active	0	0	0	0	0.00%	11		9	1	None	P,S,T,M,VP SC	9		
Exc Award (06/30/2022)																	
25390	JOETSU	06/22/1960	Active	22	3	15	-12	-35.29%	37	15	0	1	None	P,S,T,M,VP SC	24+		\$378.72
25349	JOETSU NAOETSU	03/23/1964	Active	14	1	0	1	7.69%	16		2		N	T,M,VP,SC	8		\$548.49
Exc Award (06/30/2023)																	
25293	KAMEDA	03/20/1966	Active	61	2	1	1	1.67%	60	2	3			T,M,VP,SC	6		\$2,097.95
25296	KAMO	01/27/1965	Active	29	1	2	-1	-3.33%	32	2	0		N	T,M,VP,SC	0		\$2,430.96
53782	KARIWA	11/02/1992	Active	27	5	0	5	22.73%	27		1		N	SC	0		\$3,326.87
25305	KASHIWAZAKI	10/11/1958	Active	47	2	3	-1	-2.08%	50	7	0		N	T,M,SC	0		\$6,444.05
Exc Award (06/30/2023)																	
54394	KASHIWAZAKI NIHONKAI	04/26/1993	Active	55	4	2	2	3.77%	53	28	0			P,T,M,VP,SC	0		\$9,968.21
Exc Award (06/30/2016, 06/30/2017, 06/30/20)																	
25304	KASHIWAZAKI YONEYAMA	04/09/1967	Active	36	0	0	0	0.00%	38		8			VP,SC	2		\$4,817.94
40083	KAWANISHI NIIGATA	06/18/1981	Active	19	0	0	0	0.00%	17		6			T,M,VP,SC	19		\$1,739.90
25328	MAKI	03/20/1965	Active	54	6	2	4	8.00%	52	25	0		N	SC	11		\$2,835.45
Exc Award (06/30/2019, 06/30/2023)																	




Club Health Assessment for District 333 A through December 2024

Club Number	Club Name	Charter Date	Status	Membership							Reports					Finance	LCIF
				Current Member Count	YTD Members Added	YTD Members Dropped	YTD Net Growth	YTD Net Growth%	Member Count 12 Months Ago	Avg. length of service for dropped members	Months Since Last MMR ***	Yrs. Since Last Officer Report	President Rotation	Vice President Reported ****	Months Since Last Activity Report ***	Account Balance	Donations for current Fiscal Year
			Number of times on status quo within last two years	If below 15 members appears				If net loss is greater than 20% appears			If no report in 3 months appears	When more than one year appears in	Number of repeat terms	Notes the officers that do not have an active	If no report at 12 months appears in red		
25336	MITSUKE	10/20/1959	Active	54	16	2	14	35.00%	40	21	0		N	T,M,SC	4	90+ Days	\$29,521.94
25341	MUIKAMACHI	07/27/1970	Active	24	1	1	0	0.00%	20	23	2		N	T,M,SC	10		\$156.71
25342	MURAKAMI	06/19/1967	Active	18	0	2	-2	-10.00%	20	9	0			P,M,VP,SC	24		\$274.24
25247	MYOKO	05/19/1966	Active	43	3	1	2	4.88%	39	50	2			T,M,VP,SC	1		\$2,744.38
25343	NAGAOKA	10/21/1959	Active	43	0	2	-2	-4.44%	44	19	0			VP,SC	1		\$3,235.08
Exc Award (06/30/2018, 06/30/2019, 06/30/20)																	
25344	NAGAOKA AOSHI	03/27/1966	Active	126	10	3	7	5.88%	121	17	0		N	VP,SC	0		\$6,705.24
Exc Award (06/30/2016, 06/30/2017, 06/30/20)																	
51342	NAGAOKA CHOSEI	02/20/1991	Active	116	15	0	15	14.85%	105		0		N		0		\$9,246.51
Exc Award (06/30/2016, 06/30/2019, 06/30/20)																	
36642	NAGAOKA KASHIWA	02/14/1979	Active	72	3	0	3	4.35%	75		1		N	T,SC	0		\$2,966.39
Exc Award (06/30/2016, 06/30/2018, 06/30/20)																	
25345	NAGAOKA YUKYU	06/03/1962	Active	74	1	0	1	1.37%	74		5		N		0		\$9,707.19
Exc Award (06/30/2016, 06/30/2018, 06/30/20)																	
25346	NAKAJO	06/04/1962	Active	30	1	0	1	3.45%	29		4			M,VP,SC	4		\$1,182.84
54348	NAKASATO NIIGATA	04/14/1993	Active	38	3	2	1	2.70%	38	21	2		N	M,SC	0		\$3,482.86
Exc Award (06/30/2022)																	
25357	NIIGATA	04/01/1956	Active	130	6	5	1	0.78%	131	3	0		R	M,SC	2		\$1,156.71
Exc Award (06/30/2016, 06/30/2017, 06/30/20)																	
25352	NIIGATA BANDAI	06/17/1965	Active	40	3	2	1	2.56%	43	36	0		N	VP,SC	13		\$208.95
Exc Award (06/30/2019, 06/30/2023)																	
25353	NIIGATA CENTRAL	06/27/1966	Active	40	0	1	-1	-2.44%	42	7	0		N	SC	1		\$300.36
Exc Award (06/30/2018, 06/30/2023)																	
25359	NIIGATA EAST	09/03/1958	Active	43	1	2	-1	-2.27%	45	26	1		N	P,T,VP,SC	0		\$352.60
Exc Award (06/30/2018, 06/30/2022)																	
25320	NIIGATA KOSUDO	06/16/1968	Active	13	1	1	0	0.00%	13	33	1		N	SC	9		\$470.13
Exc Award (06/30/2016, 06/30/2018, 06/30/20)																	
120582	NIIGATA MINATO	10/22/2013	Active	10	3	0	3	42.86%	11		0			M,VP,SC	0		\$581.14




Club Health Assessment for District 333 A through December 2024

			Status	Membership							Reports					Finance	LCIF	
Club Number	Club Name	Charter Date		Current Member Count	YTD Members Added	YTD Members Dropped	YTD Net Growth	YTD Net Growth%	Member Count 12 Months Ago	Avg. length of service for dropped members	Months Since Last MMR ***	Yrs. Since Last Officer Report	President Rotation	Vice President Reported ****	Months Since Last Activity Report ***	Account Balance	Donations for current Fiscal Year	
			Number of times on status quo within last two years	If below 15 members appears					If net loss is greater than 20% appears			If no report in 3 months appears in	When more than one year appears in	Number of repeat terms	Notes the officers that do not have an active	If no report at 12 months appears in red		
Exc Award (06/30/2016, 06/30/2017)																		
25355	NIIGATA NORTH	10/16/1966	Active	53	1	3	-2	-3.64%	59	18	2			T,VP,SC	0		\$1,620.31	
Exc Award (06/30/2017, 06/30/2022, 06/30/2024)																		
25354	NIIGATA OONO	04/19/1966	Active	26	0	0	0	0.00%	25		6		N	S,T,M,SC	7		\$241.60	
Exc Award (06/30/2024)																		
125127	NIIGATA ROYAL	06/16/2015	Active	47	15	1	14	42.42%	30	9	0			T,M,VP,SC	1		\$3,443.66	
Exc Award (06/30/2016, 06/30/2019)																		
67064	NIIGATA SHINANOAWA	01/03/2003	Active	18	0	0	0	0.00%	18		6			M,VP,SC	2		\$805.20	
133449	NIIGATA TOKI	01/04/2018	Active	33	3	1	2	6.45%	28	7	0		N	T	3		\$313.42	
Exc Award (06/30/2021, 06/30/2024)																		
25361	NIIGATA UCHINO	03/26/1966	Active	21	0	0	0	0.00%	22		8		N	VP,SC	1		\$261.18	
Exc Award (06/30/2016, 06/30/2018, 06/30/2020)																		
25358	NIIGATA WEST	03/20/1962	Active	26	0	3	-3	-10.34%	32	33	5		N	T,M,SC	10		\$235.07	
Exc Award (06/30/2021, 06/30/2023)																		
25356	NIIGATA YACHIYO	11/20/1966	Active	35	0	1	-1	-2.78%	38	2	3			VP,SC	0		\$143.65	
25363	NIITSU	04/29/1961	Active	37	6	1	5	15.63%	34	0	0		N	M,SC	5		\$2,496.25	
Exc Award (06/30/2017, 06/30/2022, 06/30/2024)																		
46128	NIITSU OGIKAWA	04/14/1986	Active	34	1	1	0	0.00%	36	39	1		N	M,VP,SC	4		\$620.31	
54395	NOU	04/26/1993	Active	17	0	0	0	0.00%	18		2			T,M,VP,SC	13		\$202.42	
43828	OGATA	04/17/1984	Active	25	0	0	0	0.00%	28		6			T,M,VP,SC	11		\$1,462.64	
Exc Award (06/30/2018)																		
25367	OJIYA	12/10/1967	Active	50	1	1	0	0.00%	53	6	0		N	M,SC	1		\$8,322.46	
Exc Award (06/30/2016, 06/30/2017, 06/30/2020)																		
25373	SADO	12/11/1960	Active	47	0	0	0	0.00%	46		4			T,VP,SC	0		\$4,600.38	
Exc Award (06/30/2019, 06/30/2020, 06/30/2024)																		
25380	SANJO	10/10/1958	Active	30	4	1	3	11.11%	29	3	0		N		0		\$8,400.40	
Exc Award (06/30/2016, 06/30/2022, 06/30/2024)																		
25382	SANJO CHUO	10/21/1965	Active	78	1	1	0	0.00%	79	59	0		N	P,T,M,SC	0		\$5,822.06	
Exc Award (06/30/2016, 06/30/2017, 06/30/2020)																		



Club Health Assessment for District 333 A through December 2024

			Status	Membership							Reports					Finance	LCIF			
Club Number	Club Name	Charter Date		Current Member Count	YTD Members Added	YTD Members Dropped	YTD Net Growth	YTD Net Growth%	Member Count 12 Months Ago	Avg. length of service for dropped members	Months Since Last MMR ***	Yrs. Since Last Officer Report	President Rotation	Vice President Reported ****	Months Since Last Activity Report ***	Account Balance	Donations for current Fiscal Year			
			Number of times on status quo within last two years	If below 15 members appears					If net loss is greater than 20% appears						If no report appears in 3 months	When more than one year appears in	Number of repeat terms	Notes the officers that do not have an active	If no report at 12 months appears in red	
111355	SANJO EAST	06/10/2011	Active	32	7	3	4	14.29%	28	16	0			N		0		\$10,104.51		
Exc Award (06/30/2018, 06/30/2022)																				
47343	SEIRO	05/14/1987	Active	16	0	0	0	0.00%	16		6				M,VP,SC	1		\$457.07		
Exc Award (06/30/2022)																				
25388	SHIBATA	10/15/1961	Active	55	4	3	1	1.85%	54	28	0			N	P,T,M,SC	1		\$222.01		
25379	SHIBATA SHOJO	06/18/1969	Active	38	1	5	-4	-9.52%	40	7	0			N	P,T,M,SC	14		\$2,313.42		
56944	SHIOZAWA	05/08/1995	Active	8	0	0	0	0.00%	8		8			N	M,SC	16		\$169.77		
25386	SHIRONE	09/02/1962	Active	70	1	3	-2	-2.78%	64	5	0			N	M,SC	6		\$3,824.43		
Exc Award (06/30/2018, 06/30/2019, 06/30/20)																				
57914	SHITADA	02/26/1996	Active	34	0	0	0	0.00%	35		5				S,T,M,VP,SC	5		\$1,509.31		
Exc Award (06/30/2016, 06/30/2017)																				
43691	TAGAMI	03/14/1984	Active	28	2	1	1	3.70%	25	1	0			N	P,T,M,VP,SC	0		\$809.67		
Exc Award (06/30/2016, 06/30/2018)																				
25401	TOCHIO	09/14/1966	Active	34	3	1	2	6.25%	31	21	4				T,M,VP,SC	0		\$5,420.00		
Exc Award (06/30/2018)																				
25408	TOKAMACHI	12/05/1968	Active	57	3	1	2	3.64%	61	8	0				M,VP,SC	1		\$822.73		
Exc Award (06/30/2019, 06/30/2023)																				
39383	TOKAN	01/27/1981	Active	17	0	1	-1	-5.56%	15	35	0				VP,SC	0		\$2,231.02		
Exc Award (06/30/2024)																				
29427	TOYOSAKA	05/28/1974	Active	21	3	1	2	10.53%	25	30	0				S,T,VP,SC	0		\$626.84		
Exc Award (06/30/2016, 06/30/2022, 06/30/20)																				
25399	TSUBAME	04/04/1960	Active	24	0	0	0	0.00%	26		5			N	M,SC	21		\$2,587.68		
25318	UONUMA	06/03/1962	Active	77	3	3	0	0.00%	79	10	0			N	P,T,VP,SC	0		\$287.30		
Exc Award (06/30/2016, 06/30/2023)																				
42922	YAHIKO	06/13/1983	Active	17	0	0	0	0.00%	19		4			N	M,VP,SC	13		\$313.42		
25435	YOITA	11/02/1968	Active	23	2	2	0	0.00%	24	32	0				M,VP,SC	0		\$326.48		
54245	YOKOGOSHI	03/17/1993	Active	29	0	0	0	0.00%	30		6				S,T,M,VP,SC	7		\$580.78		
Exc Award (06/30/2023)																				



Club Health Assessment for District 333 A through December 2024

					Membership										Reports				Finance		LCIF																																																																																																																																																																																																																																																																																																																																																																																																																																																																																																																																																																										
Club Number	Club Name	Charter Date																																																																																																																																																																																																																																																																																																																																																																																																																																																																																																																																																																																													

* - P - Priority Club. Cancellation Reasons: 1-Objectives/conduct, 2-Non-active club, 5-Non-existing club, 6-Disbanding, 7-Merger, 8-Financial Suspension, 9-District/Multiple District Dues.

** - Abbreviation: P-President, S-Secretary, T-Treasurer, M-Member Chairperson, VP-First Vice President, MC-Communications Chairperson, SC-Service Chairperson

*** - Abbreviation: N/R - Never reported using the Lions Clubs website, N/A - Not applicable, No password registered for the Lions Clubs website.

**** - Abbreviation: N - New, IP - Immediate Past, R - Repeat.



Club Health Assessment for District 333 B through December 2024

			Status	Membership							Reports					Finance		LCIF
Club Number	Club Name	Charter Date		Current Member Count	YTD Members Added	YTD Members Dropped	YTD Net Growth	YTD Net Growth%	Member Count 12 Months Ago	Avg. length of service for dropped members	Months Since Last MMR ***	Yrs. Since Last Officer Report	President Rotation	Vice President Reported ****	Months Since Last Activity Report ***	Account Balance	Donations for current Fiscal Year	
			Number of times on status quo within last two years	If below 15 members appears				If net loss is greater than 20% appears			If no report in 3 months appears in	When more than one year appears in	Number of repeat terms	Notes the officers that do not have an active	If no report at 12 months appears in red			
Clubs less than two years old																		
178317	Haga Mashiko	09/10/2024	Newly Chartered	23	23	0	23	100.00%	0		3			M,VP,SC	N/R		\$320.70	
157978	Kanuma Takanezawa	04/24/2024	Active	18	0	0	0	0.00%	0		6		2	P,S,T,M,VP SC	N/R		\$209.15	
153893	Oyama FB	03/31/2023	Active(1)	42	0	18	-18	-30.00%	40	1	0		3	T,M,VP,SC	N/R		\$167.32	
Exc Award (06/30/2024)																		
Clubs more than two years old																		
25250	ASHIKAGA	07/28/1961	Active	48	0	1	-1	-2.04%	52	4	3			P,S,T,M,VP SC	4		\$3,320.71	
Exc Award (06/30/2016)																		
32455	ASHIKAGA CHUO	06/21/1976	Active	31	2	0	2	6.90%	29		4			M,VP,SC	1	90+ Days	\$250.98	
Exc Award (06/30/2018)																		
25252	ASHIKAGA NISHI	11/16/1967	Active	34	0	2	-2	-5.56%	39	8	5			M,VP,SC	5		\$1,292.81	
Exc Award (06/30/2016, 06/30/2017, 06/30/2018)																		
25265	FUJIOKA	12/04/1973	Active(1)	44	2	7	-5	-10.20%	52	8	0			M,VP,SC	12		\$488.02	
Exc Award (06/30/2017, 06/30/2018, 06/30/2019)																		
25280	IMAICHI	11/25/1967	Active	47	2	1	1	2.17%	49	0	5		N	T,M,SC	1		\$5,460.16	
Exc Award (06/30/2017)																		
25294	ISHIBASHI	07/26/1969	Active(1)	50	0	0	0	0.00%	50		0			M,VP,SC	1	90+ Days	\$2,362.54	
Exc Award (06/30/2019)																		
46794	IWAFUNE	12/11/1986	Active	17	1	0	1	6.25%	15		1			T,M,VP,SC	18	90+ Days	\$1,523.10	
Exc Award (06/30/2016)																		
25319	KUROISO	08/20/1965	Active	27	5	0	5	22.73%	24		1			T,M,VP,SC	5		\$862.54	
29822	KUZUU	09/30/1974	Active	31	0	0	0	0.00%	30		0		N	SC	1		\$4,123.14	
32458	MIBU	06/21/1976	Active(1)	14	2	5	-3	-17.65%	17	17	3			M,VP,SC	24+		\$153.38	
25339	Moka	05/23/1970	Active	41	1	1	0	0.00%	42	6	2		N	T,M,SC	0		\$2,390.43	
Exc Award (06/30/2021, 06/30/2022)																		
36176	NASUNOGAHARA	10/04/1978	Active	18	0	0	0	0.00%	18		10		N	P,T,M,VP,SC	10		\$1,001.00	
25362	NIKKO	01/21/1963	Active	11	0	0	0	0.00%	10		0		2	P,T,M,VP,SC	1		\$1,125.49	




Club Health Assessment for District 333 B through December 2024

			Status	Membership							Reports					Finance	LCIF	
Club Number	Club Name	Charter Date		Current Member Count	YTD Members Added	YTD Members Dropped	YTD Net Growth	YTD Net Growth%	Member Count 12 Months Ago	Avg. length of service for dropped members	Months Since Last MMR ***	Yrs. Since Last Officer Report	President Rotation	Vice President Reported ****	Months Since Last Activity Report ***	Account Balance	Donations for current Fiscal Year	
			Number of times on status quo within last two years	If below 15 members appears				If net loss is greater than 20% appears			If no report in 3 months appears in	When more than one year appears in	Number of repeat terms	Notes the officers that do not have an active	If no report at 12 months appears in red			
Exc Award (06/30/2017)																		
32031	NISHINASUNO	04/12/1976	Active	24	2	1	1	4.35%	24	0	0			T,M,VP,SC	10		\$1,764.94	
55034	OHIRA	11/05/1993	Active	23	2	0	2	9.52%	21		3			M,VP,SC	1		\$3,367.33	
Exc Award (06/30/2023, 06/30/2024)																		
30298	OTAWARA	02/27/1975	Active	15	1	1	0	0.00%	18	23	2			T,M,VP,SC	10		\$1,723.12	
25371	OYAMA	07/10/1966	Active	15	0	7	-7	-31.82%	24	24	0		R	P,M,VP,SC	0		\$153.38	
Exc Award (06/30/2016, 06/30/2019, 06/30/2020)																		
143155	Oyama FC	10/05/2020	Active	29	1	1	0	0.00%	31	3	2			M,VP,SC	0	90+ Days	\$1,418.30	
Exc Award (06/30/2023)																		
36363	OYAMA HIGASHI	12/12/1978	Active	42	0	3	-3	-6.67%	44	21	0			P,M,VP,SC	9		\$264.92	
Exc Award (06/30/2021)																		
52139	OYAMA JYOUNAN	11/04/1991	Active	20	0	0	0	0.00%	20		1			M,VP,SC	11	90+ Days	\$167.32	
51134	OYAMA NISHI	12/17/1990	Active(1)	9	1	1	0	0.00%	10	9	0			VP,SC	1		\$125.49	
25384	SANO	12/19/1965	Active	16	0	0	0	0.00%	16		5			P,M,VP,SC	0		\$223.09	
42142	SANO CHUO	12/06/1982	Active(1)	18	0	18	-18	-50.00%	37	9	3			M,VP,SC	0		\$1,250.99	
31894	SANO NISHI	03/11/1976	Active	30	0	1	-1	-3.23%	33	2	3			M,VP,SC	9		\$348.59	
34423	SHIMOTSUKE	08/03/1977	Active	44	0	0	0	0.00%	55		1			M,VP,SC	16		\$3,418.31	
Exc Award (06/30/2016, 06/30/2021)																		
25391	TANUMA	03/28/1972	Active	32	2	0	2	6.67%	31		5			T,M,VP,SC	5	90+ Days	\$1,735.50	
25407	TOCHIGI	10/26/1968	Active	27	0	1	-1	-3.57%	29	8	0			M,VP,SC	0		\$6,006.81	
59916	TOCHIGI CENTRAL	08/19/1997	Active	65	2	31	-29	-30.85%	89	8	2			T,M,VP,SC	1		\$2,641.41	
Exc Award (06/30/2016, 06/30/2017, 06/30/2020)																		
145852	TOCHIGI KURANOMACHI	04/07/2021	Active	37	0	0	0	0.00%	35		3			N	M,SC	2		\$515.91
Exc Award (06/30/2023)																		
33796	TOCHIGI MIYAKO	04/30/1977	Active	13	0	0	0	0.00%	14		3		14	R	P,M,VP,SC	7		\$55.77
Exc Award (06/30/2018)																		
53170	TOCHIGI UZUMA	05/26/1992	Active	69	2	5	-3	-4.17%	75	8	0			N	M,SC	2		\$7,644.29
Exc Award (06/30/2016, 06/30/2018, 06/30/2020)																		



Club Health Assessment for District 333 B through December 2024

			Status	Membership							Reports					Finance	LCIF
Club Number	Club Name	Charter Date		Current Member Count	YTD Members Added	YTD Members Dropped	YTD Net Growth	YTD Net Growth%	Member Count 12 Months Ago	Avg. length of service for dropped members	Months Since Last MMR ***	Yrs. Since Last Officer Report	President Rotation	Vice President Reported ****	Months Since Last Activity Report ***	Account Balance	Donations for current Fiscal Year
			Number of times on status quo within last two years	If below 15 members appears				If net loss is greater than 20% appears			If no report in 3 months appears in	When more than one year appears in	Number of repeat terms	Notes the officers that do not have an active	If no report at 12 months appears in red		
25418	UJIE	08/23/1969	Active(1)	13	0	1	-1	-7.14%	14	50	2		3	M,VP,SC	13	90+ Days	\$195.21
25420	UTSUNOMIYA	09/09/1961	Active	17	2	0	2	13.33%	16		5		None	P,S,T,M,VP SC	24		\$97.60
	Exc Award (06/30/2019)																
25424	UTSUNOMIYA CHUO	09/29/1965	Active	37	8	1	7	23.33%	29	59	0			M,VP,SC	9		\$10,460.18
	Exc Award (06/30/2024)																
31716	UTSUNOMIYA FUTAARA	02/18/1976	Active	0	0	10	-10	-100.00%	12	30	0		None	P,S,T,M,VP SC	9		\$1,475.54
25425	UTSUNOMIYA HIGASHI	07/10/1966	Active	19	0	1	-1	-5.00%	26	40	0			P,S,M,VP,SC	14		\$195.21
	Exc Award (06/30/2016, 06/30/2019, 06/30/20)																
31822	UTSUNOMIYA HIKARI	03/08/1976	Active	18	0	2	-2	-10.00%	20	26	0		2	P,T,M,VP,SC	11		\$139.43
	Exc Award (06/30/2016, 06/30/2018, 06/30/20)																
25426	UTSUNOMIYA KITA	02/05/1968	Active	18	5	15	-10	-35.71%	27	9	3			T,M,VP,SC	9		\$2,195.22
61804	UTSUNOMIYA MARONIE	04/19/1999	Active	18	0	22	-22	-55.00%	42	11	0			P,T,M,VP,SC	14	90+ Days	\$1,209.15
	Exc Award (06/30/2016, 06/30/2019, 06/30/20)																
25428	UTSUNOMIYA NISHI	05/30/1968	Active	11	0	0	0	0.00%	13		4		2	P,M,VP,SC	1		\$1,125.49
101405	UTSUNOMIYA OORURI TAKANEZAWA	02/26/2008	Active(1)	29	0	19	-19	-39.58%	61	4	0			P,M,VP,SC	20		\$264.92
	Exc Award (06/30/2016, 06/30/2017, 06/30/20)																
150217	Utsunomiya Wine	03/22/2022	Active	8	0	2	-2	-20.00%	13	3	0		2	S,T,M,VP,SC	2		\$139.43
35271	UTSUNOMIYA YUAI	03/09/1978	Active	14	0	1	-1	-6.67%	14	42	4			M,VP,SC	1		\$3,195.23
38765	UTSUNOMIYA-KAWACHI	06/20/1980	Active	16	0	0	0	0.00%	16		5			M,VP,SC	13		\$153.38
	Exc Award (06/30/2017, 06/30/2018)																

Clubs Cancelled Previous Fiscal Year – Clubs Cancelled within last 12 months may be reinstated

Club Number	Club Name	Charter Date	Current Status*	Cancellation Date
58981	TOCHIGI SAKURA	12/27/1996	Cancelled(6*)	06/29/2024



Club Health Assessment for District 333 B through December 2024

Club NumberClub NameCharter Date			Status		Membership								Reports					Finance		LCIF
					Current Member Count	YTD Members Added	YTD Members Dropped	YTD Net Growth	YTD Net Growth%	Member Count 12 Months Ago	Avg. length of service for dropped members	Months Since Last MMR ***	Yrs. Since Last Officer Report	President Rotation	Vice President Reported ****	Months Since Last Activity Report ***	Account Balance	Donations for current Fiscal Year		
			Number of times on status quo within last two years	If below 15 members appears				If net loss is greater than 20% appears			If no report in 3 months appears in	When more than one year appears in	Number of repeat terms	Notes the officers that do not have an active	If no report at 12 months appears in red					
Current Total Clubs Count	YTD New Clubs Count	YTD Cancelled Clubs Count	YTD Net Club Gain	Current Total Members Count	YTD Add	YTD Drop	YTD Net Growth	YTD Net Growth %	Member Count 12 Months Ago	Average Member Count Per Club	% of Clubs with less than 20 members	% No MMR in 3 Months	% No Officer Report in 12 Months	% of Clubs with balance 90+ days	Number of Clubs in Status Quo	% Status Quo Clubs in Financial Suspension	Number of Cancelled Clubs	Average Cancelled Club Age	Members Lost Due to Cancellation	% of Clubs Cancelled for Non-Financial Reasons
47	1	0	1	1,242	66	179	-113	-8.34%	1,376	26	47%	43%	0%	17%	0	0%	0	0	0	0%

* - P - Priority Club. Cancellation Reasons: 1-Objectives/conduct, 2-Non-active club, 5-Non-existing club, 6-Disbanding, 7-Merger, 8-Financial Suspension, 9-District/Multiple District Dues.

** - Abbreviation: P-President, S-Secretary, T-Treasurer, M-Member Chairperson, VP-First Vice President, MC-Communications Chairperson, SC-Service Chairperson

*** - Abbreviation: N/R - Never reported using the Lions Clubs website, N/A - Not applicable, No password registered for the Lions Clubs website.

**** - Abbreviation: N - New, IP - Immediate Past, R - Repeat.



Club Health Assessment for District 333 C through December 2024

			Status	Membership						Reports					Finance		LCIF
Club Number	Club Name	Charter Date		Current Member Count	YTD Members Added	YTD Members Dropped	YTD Net Growth	YTD Net Growth%	Member Count 12 Months Ago	Avg. length of service for dropped members	Months Since Last MMR ***	Yrs. Since Last Officer Report	President Rotation	Vice President Reported ****	Months Since Last Activity Report ***	Account Balance	Donations for current Fiscal Year
			Number of times on status quo within last two years	If below 15 members appears				If net loss is greater than 20% appears			If no report in 3 months appears in	When more than one year appears in	Number of repeat terms	Notes the officers that do not have an active	If no report at 12 months red		
Clubs more than two years old																	
25243	ABIKO	01/31/1973	Active	20	0	0	0	0.00%	21		6			S,T,M,VP,SC	0		
	Exc Award (06/30/2023)																
25249	ASAHI	02/13/1966	Active	53	4	1	3	6.00%	52	6	4			M,VP,SC	17		\$5,740.66
25302	BOSO KATSUURA L C	02/21/1969	Active	59	0	7	-7	-10.61%	65	18	1			M,VP,SC	1		
25257	CHIBA	03/28/1963	Active	37	1	2	-1	-2.63%	39	4	1			VP,SC	1		\$154.10
	Exc Award (06/30/2017)																
25258	CHIBA CHUO	02/17/1965	Active	37	0	0	0	0.00%	37		5		R	P,S,M,VP,SC	0		
	Exc Award (06/30/2024)																
25259	CHIBA ECHO	10/30/1965	Active	34	1	2	-1	-2.86%	38	3	0			VP	0		\$849.72
	Exc Award (06/30/2018, 06/30/2021, 06/30/2024)																
52123	CHIBA MAKUHARI MESSE	10/28/1991	Active	21	0	0	0	0.00%	22		6			N	2		\$153.38
	Exc Award (06/30/2016, 06/30/2017, 06/30/2024)																
59967	CHIBA NEO	09/19/1997	Active	51	0	4	-4	-7.27%	53	13	0			VP,SC	16		
	Exc Award (06/30/2024)																
129953	Chiba Rescue	01/31/2017	Active	32	5	2	3	10.34%	27	4	0			M,VP,SC	11		
58597	CHIBA SAKAEMACHI	07/09/1996	Active	12	0	1	-1	-7.69%	10	16	3			M,VP,SC	23		
32456	CHIBA WAKASHIO	06/25/1976	Active	15	0	0	0	0.00%	16		6			M,VP,SC	9		\$348.59
58596	CHIBA YUKINO	07/08/1996	Active	21	0	0	0	0.00%	20		0			VP	0		\$4,469.35
25261	CHOSHI	01/10/1964	Active	32	1	1	0	0.00%	29	30	3			P,S,T,VP,SC	5		\$446.19
	Exc Award (06/30/2024)																
50472	CHOSHI CHUO	04/18/1990	Active	33	0	1	-1	-2.94%	34	26	4		R		2		\$1,000.00
	Exc Award (06/30/2024)																
60230	CHOSHI WEST PORT	12/22/1997	Active	14	0	1	-1	-6.67%	17	13	2			M,VP,SC	4		
25266	FUNABASHI	09/29/1961	Active	25	1	0	1	4.17%	25		5		N	M,SC	13		
	Exc Award (06/30/2024)																
25267	FUNABASHI CHUO	01/26/1968	Active	56	3	5	-2	-3.45%	68	15	0		N		0		\$1,998.30
	Exc Award (06/30/2023)																



Club Health Assessment for District 333 C through December 2024

			Status	Membership						Reports					Finance		LCIF
Club Number	Club Name	Charter Date		Current Member Count	YTD Members Added	YTD Members Dropped	YTD Net Growth	YTD Net Growth%	Member Count 12 Months Ago	Avg. length of service for dropped members	Months Since Last MMR ***	Yrs. Since Last Officer Report	President Rotation	Vice President Reported ****	Months Since Last Activity Report ***	Account Balance	Donations for current Fiscal Year
			Number of times on status quo within last two years	If below 15 members appears				If net loss is greater than 20% appears			If no report in 3 months appears in	When more than one year appears in	Number of repeat terms	Notes the officers that do not have an active	If no report at 12 months appears in red		
57260	FUNABASHI GREEN	07/31/1995	Active	24	1	0	1	4.35%	23		1			M,VP,SC	0	90+ Days	\$300.36
Exc Award (06/30/2024)																	
42143	FUNABASHI KITA	12/13/1982	Active	22	0	0	0	0.00%	23		0			M,VP,SC	0		
57403	FUNABASHI SAZANKA	10/02/1995	Active	16	0	0	0	0.00%	17		7			VP	10		\$653.23
68904	FUNABASHI TSUBASA	06/13/2003	Active	44	0	0	0	0.00%	44		1		N		0		\$1,065.30
Exc Award (06/30/2023)																	
25269	FUTTSU	12/02/1965	Active	27	1	0	1	3.85%	27		4			M,VP,SC	1		\$2,837.04
35270	GYOTOKU L C	03/06/1978	Active	16	1	0	1	6.67%	15		4			P,M,VP,SC	8		\$223.09
Exc Award (06/30/2024)																	
64498	GYOTOKU RIVERSIDE	06/30/2001	Active	10	0	0	0	0.00%	10		6			T,M,VP,SC	12		
137498	Higashikatsushika	02/15/2019	Active	46	2	1	1	2.22%	43	6	1		N	S,M,VP,SC	0	\$1,209.15	
Exc Award (06/30/2020, 06/30/2024)																	
133834	Higashikatsushika Support	02/08/2018	Active	13	0	0	0	0.00%	13		1			S,M,VP,SC	4		
46364	HIKARI	06/24/1986	Active	27	0	0	0	0.00%	26		2			M,VP,SC	2	\$8,306.79	
Exc Award (06/30/2024)																	
32457	HIKATA	06/25/1976	Active	27	1	2	-1	-3.57%	29	20	1		N		12	\$2,165.36	
25282	ICHIHARA	02/22/1964	Active	24	1	2	-1	-4.00%	24	8	3			M,VP,SC	0	\$334.64	
Exc Award (06/30/2024)																	
56116	ICHIHARA COSMOS	09/22/1994	Active	9	0	0	0	0.00%	9		6		4	P,T,M,VP,SC	6		
57710	ICHIHARA HIGASHI	12/28/1995	Active	30	6	1	5	20.00%	20	0	0			S,T,M,VP,SC	2		
109718	ICHIHARA KAZUSA	11/17/2010	Active	26	3	1	2	8.33%	24	10	1			M,VP,SC	1		
119711	Ichihara Kokufu	06/19/2013	Active	5	1	0	1	25.00%	4		1		2	S,T,M,VP,SC	1		
25277	ICHIHARA MINAMI	05/25/1966	Active	19	0	0	0	0.00%	20		5		2	M,VP	11	\$1,000.00	
Exc Award (06/30/2023)																	
100213	ICHIHARA SAKURA	09/17/2007	Active	12	0	2	-2	-14.29%	16	10	0			T,VP,SC	0	\$2,154.07	
25276	ICHIKAWA	02/01/1961	Active	28	0	2	-2	-6.67%	33	16	0		N	M,SC	10	\$513.39	
110796	ICHIKAWA FRONTIER ROSE SENIOR	04/12/2011	Active	11	0	0	0	0.00%	11		5		N	M	0	\$586.72	



Club Health Assessment for District 333 C through December 2024

			Status	Membership						Reports					Finance		LCIF
Club Number	Club Name	Charter Date		Current Member Count	YTD Members Added	YTD Members Dropped	YTD Net Growth	YTD Net Growth%	Member Count 12 Months Ago	Avg. length of service for dropped members	Months Since Last MMR ***	Yrs. Since Last Officer Report	President Rotation	Vice President Reported ****	Months Since Last Activity Report ***	Account Balance	Donations for current Fiscal Year
			Number of times on status quo within last two years	If below 15 members appears				If net loss is greater than 20% appears			If no report in 3 months appears in	When more than one year appears in	Number of repeat terms	Notes the officers that do not have an active	If no report at 12 months red		
25278	ICHIKAWA HIGASHI	10/15/1967	Active	14	0	0	0	0.00%	14		5			S,M,VP,SC	24+		\$73.35
	Exc Award (06/30/2024)																
96670	ICHIKAWA MINAMI	03/17/2006	Active	21	0	1	-1	-4.55%	22	2	0			VP	5		\$355.63
	Exc Award (06/30/2017)																
99587	ICHIKAWA PINE TREE	06/11/2007	Active	13	0	0	0	0.00%	13		11			M,VP	11		
25279	IIOKA	03/17/1968	Active	34	0	2	-2	-5.56%	34	23	5			N	2		\$2,474.09
	Exc Award (06/30/2024)																
41633	INZAI	06/16/1982	Active	10	0	0	0	0.00%	10		8			M,VP,SC	1		\$153.38
54919	ISUMI	10/04/1993	Active	24	0	3	-3	-11.11%	27	20	0			M,VP,SC	2		\$2,748.59
107656	KAMAGAYA HISHO	02/24/2010	Active	17	0	4	-4	-19.05%	17	6	0			S,T,M,VP,SC	17		
	Exc Award (06/30/2024)																
25297	KAMOGAWA	07/27/1965	Active	68	11	0	11	19.30%	54		2			T,M,VP,SC	1		\$1,244.29
	Exc Award (06/30/2024)																
25299	KASHIWA	05/21/1966	Active	32	0	1	-1	-3.03%	35	24	0			N SC	0		\$916.47
31676	KASHIWA CHUO	02/03/1976	Active	15	0	0	0	0.00%	15		0			R SC	0		\$1,315.50
38526	KASHIWA GREEN	05/20/1980	Active	24	0	2	-2	-7.69%	26	5	0			T,M,VP	5	90+ Days	\$339.54
54415	KASHIWA NANO HANA	04/30/1993	Active	33	0	4	-4	-10.81%	31	8	1			T,M,VP,SC	0		\$1,300.00
	Exc Award (06/30/2024)																
43959	KASHIWA OAK	05/02/1984	Active	39	2	3	-1	-2.50%	42	9	0			N T	17		
	Exc Award (06/30/2024)																
53917	KASHIWA SAKURA	12/21/1992	Active	37	3	2	1	2.78%	40	3	0			N M,SC	0		\$7,838.94
	Exc Award (06/30/2023)																
32674	KASHIWA SHONAN	08/04/1976	Active	26	0	2	-2	-7.14%	27	10	3		None	P,S,T,M,VP SC	12		
108683	KASHIWA SOUSEI	06/18/2010	Active	24	2	0	2	9.09%	21		0		2	N M,SC	3	90+ Days	\$4,182.11
	Exc Award (06/30/2024)																
25307	KAZUSA	04/21/1966	Active	18	0	1	-1	-5.26%	23	31	3			M,VP,SC	0		\$3,837.11
25310	KIMITSU	06/21/1967	Active	52	0	0	0	0.00%	55		1			N	0		\$10,938.30
25309	KIMITSU CHUO	05/03/1971	Active	9	0	0	0	0.00%	10		6		3	M,VP,SC	2		\$624.60



Club Health Assessment for District 333 C through December 2024

			Status	Membership							Reports					Finance	LCIF	
Club Number	Club Name	Charter Date		Current Member Count	YTD Members Added	YTD Members Dropped	YTD Net Growth	YTD Net Growth%	Member Count 12 Months Ago	Avg. length of service for dropped members	Months Since Last MMR ***	Yrs. Since Last Officer Report	President Rotation	Vice President Reported ****	Months Since Last Activity Report ***	Account Balance	Donations for current Fiscal Year	
			Number of times on status quo within last two years	If below 15 members appears				If net loss is greater than 20% appears			If no report in 3 months appears in	When more than one year appears in	Number of repeat terms	Notes the officers that do not have an active	If no report at 12 months appears in red			
110427	KIMITSU PLATINUM	02/23/2011	Active	22	1	0	1	4.76%	22		0			T,M,VP,SC	4	90+ Days	\$1,500.00	
25314	KISARAZU	10/21/1964	Active	22	0	0	0	0.00%	25		6			M,VP,SC	4		\$1,544.78	
25311	KISARAZU CHUO	06/23/1966	Active	14	3	2	1	7.69%	14	0	1			M,VP,SC	0		\$1,467.33	
25303	KOZAKI	12/11/1969	Active	19	0	0	0	0.00%	19		6		IP		0		\$248.13	
37203	KUJUKURI	05/24/1979	Active	5	0	0	0	0.00%	5		26		5	T,M,VP,SC	7			
25330	MATSUDO	03/11/1964	Active	0	0	14	-14	-100.00%	19	31	0		None	P,S,T,M,VP SC	3		\$1,139.43	
33986	MATSUDO CHUO	05/31/1977	Active	28	2	2	0	0.00%	28	0	5			P,M,VP,SC	5		\$390.42	
44691	MATSUDO EUCALY	02/25/1985	Active	19	0	2	-2	-9.52%	21	21	0		N	M,SC	4		\$4,521.74	
Exc Award (06/30/2016, 06/30/2017, 06/30/20)																		
56599	MATSUDO GREEN	03/02/1995	Active	41	1	4	-3	-6.82%	45	7	0			T,VP,SC	14		\$4,600.12	
Exc Award (06/30/2023)																		
40084	MATSUDO HIGASHI	06/10/1981	Active	40	1	0	1	2.56%	39		1			S,M,VP,SC	4	\$2,000.00		
Exc Award (06/30/2024)																		
98757	MINAMI BOSO	03/13/2007	Active	41	2	0	2	5.13%	40		5		N	T,M,SC	2			
52709	MOBARA CHUO	03/17/1992	Active	7	1	0	1	16.67%	6		4			M,VP,SC	9	\$70.00		
33289	NAGAREYAMA	01/31/1977	Active	32	0	0	0	0.00%	33		6		N	M	0	\$4,004.92		
25350	NARASHINO	03/24/1967	Active	32	1	1	0	0.00%	31	5	0			VP	0	\$1,181.26		
Exc Award (06/30/2020, 06/30/2024)																		
43186	NARASHINO CHUO	11/23/1983	Active	28	0	0	0	0.00%	27		4			S,T,M,VP,SC	0			
Exc Award (06/30/2016, 06/30/2019, 06/30/20)																		
25351	NARITA	04/12/1965	Active	46	2	3	-1	-2.13%	49	5	0		N	SC	0	\$4,743.61		
49587	NARITA GREEN	06/02/1989	Active	21	0	7	-7	-25.00%	30	9	0		N	M,SC	11			
41946	NODA	10/25/1982	Active	36	4	2	2	5.88%	33	6	0			M,VP	1	\$4,746.77		
Exc Award (06/30/2024)																		
35013	OAMISHIRASATO	01/20/1978	Active	14	0	0	0	0.00%	15		2			M,VP,SC	15			
66273	OMIGAWA	06/25/2002	Active	1	0	0	0	0.00%	1		28		6	S,T,M,VP,SC	21			
25375	SAKURA	02/25/1966	Active	45	2	1	1	2.27%	43	42	4			M,VP,SC	0	\$1,000.00		



Club Health Assessment for District 333 C through December 2024

			Status	Membership							Reports					Finance	LCIF
Club Number	Club Name	Charter Date		Current Member Count	YTD Members Added	YTD Members Dropped	YTD Net Growth	YTD Net Growth%	Member Count 12 Months Ago	Avg. length of service for dropped members	Months Since Last MMR ***	Yrs. Since Last Officer Report	President Rotation	Vice President Reported ****	Months Since Last Activity Report ***	Account Balance	Donations for current Fiscal Year
			Number of times on status quo within last two years	If below 15 members appears				If net loss is greater than 20% appears			If no report in 3 months appears in	When more than one year appears in	Number of repeat terms	Notes the officers that do not have an active	If no report at 12 months appears in red		
Exc Award (06/30/2023, 06/30/2024)																	
102599	SAKURA MURASAKI	06/23/2008	Active	31	1	0	1	3.33%	28		3			N	M,SC	7	\$1,101.03
Exc Award (06/30/2023, 06/30/2024)																	
25385	SAWARA	05/14/1965	Active	46	4	3	1	2.22%	45	12	1				T,M,VP,SC	21	\$4,400.05
Exc Award (06/30/2024)																	
47058	SEKIYADO	03/16/1987	Active	81	3	17	-14	-14.74%	90	4	0			N	T,M,VP,SC	0	\$3,000.01
Exc Award (06/30/2021, 06/30/2023, 06/30/2024)																	
37728	SHIRAKO	11/12/1979	Active	13	0	1	-1	-7.14%	12	0	5		2	R	P,M,VP,SC	0	\$181.26
Exc Award (06/30/2024)																	
53286	SHIROI	06/09/1992	Active	18	4	0	4	28.57%	13		0			IP		4	
108715	SHIROI ASUNARO	06/21/2010	Cancelled(6*)	0	0	5	-5	-100.00%	7	10	1		None		P,S,T,M,VP SC	23	
47566	SHISUI	06/26/1987	Active	23	4	1	3	15.00%	20	29	0			N	M,SC	0	\$1,500.00
25331	SOBU CHUO L C	06/20/1967	Active	32	0	0	0	0.00%	32		5				VP,SC	0	\$2,000.01
Exc Award (06/30/2024)																	
25383	SODEGAURA	02/12/1967	Active	14	0	0	0	0.00%	14		7			R	M,SC	1	\$2,300.06
Exc Award (06/30/2024)																	
25389	TAIEI	01/24/1971	Active	39	1	0	1	2.63%	39		4				M,VP,SC	3	\$3,248.14
25413	TAKO	07/14/1968	Active	18	0	2	-2	-10.00%	20	38	1				M,VP,SC	0	
25395	TATEYAMA	05/22/1962	Active	15	2	1	1	7.14%	16	5	5				T,VP	2	
25406	TATEYAMA CHUO	09/08/1968	Active	11	0	0	0	0.00%	13		6				M,VP,SC	21	
25398	TOGANE	01/20/1966	Active	7	0	0	0	0.00%	7		9		2		M,VP,SC	0	
52587	TOMISATO	02/24/1992	Active	6	0	2	-2	-25.00%	3	1	0		3		S,M,VP,SC	17	
Exc Award (06/30/2018)																	
25409	TONOSHO	03/24/1968	Active	14	1	1	0	0.00%	14	0	1		4		VP	14	
25422	URAYASU	10/11/1971	Active	43	2	0	2	4.88%	41		3				M,VP	3	\$4,256.04
Exc Award (06/30/2024)																	
54821	URAYASU CHUO	08/09/1993	Active	39	1	1	0	0.00%	41	31	2				VP	2	\$5,000.01
46365	URAYASU SEASIDE	06/23/1986	Active	3	0	1	-1	-25.00%	5	6	3				S,M,VP,SC	11	



Club Health Assessment for District 333 C through December 2024

			Status	Membership							Reports					Finance		LCIF
Club Number	Club Name	Charter Date		Current Member Count	YTD Members Added	YTD Members Dropped	YTD Net Growth	YTD Net Growth%	Member Count 12 Months Ago	Avg. length of service for dropped members	Months Since Last MMR ***	Yrs. Since Last Officer Report	President Rotation	Vice President Reported ****	Months Since Last Activity Report ***	Account Balance	Donations for current Fiscal Year	
			Number of times on status quo within last two years	If below 15 members appears				If net loss is greater than 20% appears			If no report in 3 months appears in	When more than one year appears in	Number of repeat terms	Notes the officers that do not have an active	If no report at 12 months appears in red			
50406	YACHIMATA	04/09/1990	Active	31	6	0	6	24.00%	21		0			N	0			
	Exc Award (06/30/2024)																	
25430	YACHIYO	06/29/1969	Active	29	0	1	-1	-3.33%	29	1	1			N	M,SC	0	\$1,000.00	
	Exc Award (06/30/2024)																	
115613	YACHIYO CHUO	11/22/2011	Active	47	0	2	-2	-4.08%	35	10	3				T,VP	1	\$2,069.74	
	Exc Award (06/30/2024)																	
25434	YOKAICHIBA	06/28/1965	Active	9	1	0	1	12.50%	11		5		3		M,VP,SC	4		
25437	YOTSUKAIDO	04/02/1967	Active	19	1	1	0	0.00%	17	1	1			N	P,SC	9		
	Exc Award (06/30/2024)																	
62879	YOTSUKAIDO CHUO	03/03/2000	Active	19	0	0	0	0.00%	20		4			N	SC	1	\$1,260.10	
65024	YOTSUKAIDO U-I	02/18/2002	Active	6	0	0	0	0.00%	6		6		5		M,VP,SC	21		

Clubs Cancelled Previous Fiscal Year – Clubs Cancelled within last 12 months may be reinstated

Club Number	Club Name	Charter Date	Current Status*	Cancellation Date
30863	FUNABASHI KEIYO	05/30/1975	Cancelled(6*)	06/29/2024
37457	ICHIKAWA KITA	07/10/1979	Cancelled(6*)	06/29/2024

Current Total Clubs Count	YTD New Clubs Count	YTD Cancelled Clubs Count	YTD Net Club Gain	Current Total Members Count	YTD Add	YTD Drop	YTD Net Growth	YTD Net Growth %	Member Count 12 Months Ago	Average Member Count Per Club	% of Clubs with less than 20 members	% No MMR in 3 Months	% No Officer Report in 12 Months	% of Clubs with balance 90+ days	Number of Clubs in Status Quo	% Status Quo Clubs in Financial Suspension	Number of Cancelled Clubs	Average Cancelled Club Age	Members Lost Due to Cancellation	% of Clubs Cancelled for Non-Financial Reasons
102	0	1	-1	2,624	102	140	-38	-1.43%	2,664	26	40%	47%	0%	5%	0	0%	1	109	5	100%

* - P - Priority Club. Cancellation Reasons: 1-Objectives/conduct, 2-Non-active club, 5-Non-existing club, 6-Disbanding, 7-Merger, 8-Financial Suspension, 9-District/Multiple District Dues.

** - Abbreviation: P-President, S-Secretary, T-Treasurer, M-Member Chairperson, VP-First Vice President, MC-Communications Chairperson, SC-Service Chairperson

*** - Abbreviation: N/R - Never reported using the Lions Clubs website, N/A - Not applicable, No password registered for the Lions Clubs website.

**** - Abbreviation: N - New, IP - Immediate Past, R - Repeat.



Club Health Assessment for District 333 D through December 2024

			Status	Membership							Reports					Finance	LCIF	
Club Number	Club Name	Charter Date		Current Member Count	YTD Members Added	YTD Members Dropped	YTD Net Growth	YTD Net Growth%	Member Count 12 Months Ago	Avg. length of service for dropped members	Months Since Last MMR ***	Yrs. Since Last Officer Report	President Rotation	Vice President Reported ****	Months Since Last Activity Report ***	Account Balance	Donations for current Fiscal Year	
			Number of times on status quo within last two years	If below 15 members appears					If net loss is greater than 20% appears			If no report in 3 months appears in	When more than one year appears in	Number of repeat terms	Notes the officers that do not have an active	If no report at 12 months appears in red		
Clubs less than two years old																		
153458	Takasaki Yanagawa	01/16/2023	Active	16	1	6	-5	-23.81%	22	1	2			M,VP,SC	N/A		\$223.09	
Clubs more than two years old																		
25244	AGATSUMA	04/24/1972	Active	39	1	1	0	0.00%	39	40	3			P,S,T,VP,SC	5		\$2,023.17	
62917	FUJIOKASHI	03/13/2000	Active	12	0	0	0	0.00%	13		7			VP,SC	2		\$167.32	
34908	HARUNA	12/19/1977	Active	0	0	0	0	0.00%	0		18	2	None	P,S,T,M,VP SC	24+			
25283	ISESAKI	03/29/1964	Active	15	1	1	0	0.00%	18	52	0			S,T,M,VP,SC	2		\$523.10	
Exc Award (06/30/2016)																		
25289	ISESAKI CHUO	03/30/1969	Active	16	2	2	0	0.00%	17	0	6			P,T,M,VP,SC	1		\$167.32	
124256	Isesaki Kizuna	02/27/2015	Active	37	5	1	4	12.12%	37	5	1			P,T,M,VP,SC	1		\$2,301.97	
Exc Award (06/30/2016)																		
48304	ISESAKI SAWA	03/21/1988	Active	48	2	3	-1	-2.04%	49	8	0			P,M,VP,SC	1		\$1,188.02	
Exc Award (06/30/2016)																		
40967	KASAKAKE	02/22/1982	Active	60	3	0	3	5.26%	62		1			P,S,T,M,VP SC	15		\$6,502.00	
Exc Award (06/30/2016)																		
25315	KIRYU CHUO	04/02/1968	Active	27	1	0	1	3.85%	27		5			N T,M,VP,SC	1		\$2,253.38	
40968	KIRYU NISHI	02/22/1982	Active	25	0	5	-5	-16.67%	22	9	1			T,VP,SC	0		\$4,167.37	
Exc Award (06/30/2016)																		
30297	KUNISADA L C	02/27/1975	Active	18	3	0	3	20.00%	16		1		None	P,S,T,M,VP SC	2		\$4,051.46	
25323	MAEBASHI	03/25/1963	Active	76	5	1	4	5.56%	73	8	1			VP,SC	6		\$1,550.76	
25324	MAEBASHI CHUO	04/07/1967	Active	113	2	4	-2	-1.74%	115	10	0			N T,SC	0		\$3,017.88	
Exc Award (06/30/2017, 06/30/2018, 06/30/2020)																		
25325	MAEBASHI HIGASHI	08/08/1970	Active	26	1	1	0	0.00%	27	14	3			M,VP,SC	0		\$306.75	
117793	MAEBASHI KITA	09/06/2012	Active	23	0	2	-2	-8.00%	25	1	2			VP,SC	0		\$278.87	
25327	MAEBASHI SHIKISHIMA MINAMI	11/16/1971	Active	22	1	0	1	4.76%	19		5			N T,M,SC	0			
105357	MATSUIDA	04/24/2009	Cancelled(6*)	0	0	39	-39	-100.00%	39	9	0	1	None	P,S,T,M,VP SC	N/R			




Club Health Assessment for District 333 D through December 2024

			Status	Membership							Reports					Finance	LCIF
Club Number	Club Name	Charter Date		Current Member Count	YTD Members Added	YTD Members Dropped	YTD Net Growth	YTD Net Growth%	Member Count 12 Months Ago	Avg. length of service for dropped members	Months Since Last MMR ***	Yrs. Since Last Officer Report	President Rotation	Vice President Reported ****	Months Since Last Activity Report ***	Account Balance	Donations for current Fiscal Year
			Number of times on status quo within last two years	If below 15 members appears				If net loss is greater than 20% appears			If no report in 3 months appears in	When more than one year appears in	Number of repeat terms	Notes the officers that do not have an active	If no report at 12 months red		
55713	MINAKAMI	05/02/1994	Active	24	2	1	1	4.35%	24	30	5			P,S,T,VP,SC	1		\$577.23
	Exc Award (06/30/2016)																
25364	NUMATA TONE L C	06/08/1969	Active	44	0	1	-1	-2.22%	47	4	5			S,T,M,VP,SC	0		\$1,892.60
	Exc Award (06/30/2023)																
25368	OMAMA	09/11/1964	Active	41	0	1	-1	-2.38%	42	1	5		N	P,T,M,VP,SC	12		\$4,152.59
25370	OTA	09/13/1962	Active	62	1	2	-1	-1.59%	64	4	0		N	M,SC	0		\$2,780.84
	Exc Award (06/30/2023)																
25369	OTA CHUO	11/08/1968	Active	40	1	0	1	2.56%	41		5		N	M,SC	10	90+ Days	\$12,515.99
32774	OTA HIGASHI	09/27/1976	Active	13	0	0	0	0.00%	13		7		N	M,VP,SC	2		\$181.26
	Exc Award (06/30/2016)																
42733	OTA NISHI	05/13/1983	Active	42	0	1	-1	-2.33%	48	7	2		N	M,SC	1		\$488.02
	Exc Award (06/30/2016)																
25374	SAKAI	04/09/1973	Active	28	0	0	0	0.00%	31		5			P,T,M,VP,SC	1		\$4,190.42
25387	SHIBUKAWA	12/14/1971	Active	64	2	29	-27	-29.67%	99	12	0			P,S,T,VP,SC	4		\$1,119.47
	Exc Award (06/30/2017)																
53936	SHIBUKAWA CHUO	12/28/1992	Active	33	2	2	0	0.00%	33	3	0			P,S,T,VP,SC	0		\$1,421.28
25392	TAKASAKI	06/30/1963	Active	117	0	1	-1	-0.85%	118	53	0		N	T	1		\$10,915.12
25403	TAKASAKI CHUO	11/22/1967	Active	69	4	0	4	6.15%	63		4		N	T,M	1		
134691	Takasaki City	06/13/2018	Active	13	1	1	0	0.00%	13	7	0		N	M,SC	1		
112087	TAKASAKI HIGASHI	08/22/2011	Active	38	0	1	-1	-2.56%	39	11	2		None	P,S,T,M,VP SC	N/A		\$1,996.37
	Exc Award (06/30/2016)																
25271	TAKASAKI KITA	09/18/1973	Active	58	6	2	4	7.41%	66	5	2			S,M,VP,SC	18		\$474.08
	Exc Award (06/30/2023)																
45631	TAKASAKI MIYAMA	12/02/1985	Active	52	1	4	-3	-5.45%	58	10	4			VP,SC	6		\$2,221.96
	Exc Award (06/30/2016)																
60110	TAKASAKI PEARL	11/18/1997	Active	9	1	1	0	0.00%	8	19	0		N	S,T	0		\$1,377.54
	Exc Award (06/30/2019)																
25421	TAKASAKI WADA	02/22/1970	Active	37	2	1	1	2.78%	42	18	0		N	T,M,SC	7		



Club Health Assessment for District 333 D through December 2024

			Status	Membership						Reports					Finance	LCIF		
Club Number	Club Name	Charter Date		Current Member Count	YTD Members Added	YTD Members Dropped	YTD Net Growth	YTD Net Growth%	Member Count 12 Months Ago	Avg. length of service for dropped members	Months Since Last MMR ***	Yrs. Since Last Officer Report	President Rotation	Vice President Reported ****	Months Since Last Activity Report ***	Account Balance	Donations for current Fiscal Year	
			Number of times on status quo within last two years	If below 15 members appears				If net loss is greater than 20% appears				If no report in 3 months appears in	When more than one year appears in	Number of repeat terms	Notes the officers that do not have an active	If no report at 12 months appears in red		
Exc Award (06/30/2019)																		
96509	TAKASAKIJO	03/14/2006	Active	26	1	0	1	4.00%	25		4			N	P,S,M,VP,SC	17		
Exc Award (06/30/2022)																		
63896	TAMAMURAMACHI	01/16/2001	Active	50	1	1	0	0.00%	51	37	0				S,T,M,VP,SC	10		
25417	TANO-FUJIOKA	08/17/1969	Active	24	0	1	-1	-4.00%	25	41	5			N	P,S,T,M,VP SC	1	\$206.52	
Exc Award (06/30/2016, 06/30/2023)																		
25394	TATEBAYASHI	04/03/1963	Active	22	0	1	-1	-4.35%	25	12	4			N	P,M,VP,SC	2	\$250.98	
Exc Award (06/30/2016)																		
25393	TATEBAYASHI CHUO	02/08/1972	Active	13	0	0	0	0.00%	13		7			N	P,S,T,M,SC	2	\$2,831.27	
25429	TOMIOKA	05/24/1970	Active	65	1	4	-3	-4.41%	69	11	0			N	S,SC	0	\$4,525.29	
Exc Award (06/30/2016, 06/30/2023)																		
25415	TSUMAGOI	02/27/1969	Active	24	1	0	1	4.35%	24		5				P,S,T,M,VP SC	5	\$1,966.83	
25423	USUI ANNAKA L C	12/06/1970	Active	38	0	1	-1	-2.56%	40	12	0				M,VP,SC	4	\$1,826.67	
50015	YABUZUKA	12/07/1989	Active	21	0	0	0	0.00%	22		6			N	S,T,M,VP,SC	2	\$223.09	
25436	YOSHII	12/18/1973	Active	15	0	0	0	0.00%	16		6		3	N	S,T,M,VP,SC	1		

Clubs Cancelled Previous Fiscal Year – Clubs Cancelled within last 12 months may be reinstated

Club Number	Club Name	Charter Date	Current Status*	Cancellation Date
29821	ITAKURA	09/23/1974	Cancelled(6*)	06/29/2024
64597	TAKASAKI NEW CENTURY	07/12/2001	Cancelled(6*)	12/29/2023

Current Total Clubs Count	YTD New Clubs Count	YTD Cancelled Clubs Count	YTD Net Club Gain	Current Total Members Count	YTD Add	YTD Drop	YTD Net Growth	YTD Net Growth %	Member Count 12 Months Ago	Average Member Count Per Club	% of Clubs with less than 20 members	% No MMR in 3 Months	% No Officer Report in 12 Months	% of Clubs with balance 90+ days	Number of Clubs in Status Quo	% Status Quo Clubs in Financial Suspension	Number of Cancelled Clubs	Average Cancelled Club Age	Members Lost Due to Cancellation	% of Clubs Cancelled for Non-Financial Reasons
45	0	1	-1	1,655	55	122	-67	-3.89%	1,779	37	24%	49%	2%	2%	0	0%	1	88	39	100%



Club Health Assessment for District 333 D through December 2024

			Status	Membership							Reports					Finance	LCIF
Club Number	Club Name	Charter Date		Current Member Count	YTD Members Added	YTD Members Dropped	YTD Net Growth	YTD Net Growth%	Member Count 12 Months Ago	Avg. length of service for dropped members	Months Since Last MMR ***	Yrs. Since Last Officer Report	President Rotation	Vice President Reported ****	Months Since Last Activity Report ***	Account Balance	Donations for current Fiscal Year
			Number of times on status quo within last two years	If below 15 members appears				If net loss is greater than 20% appears			If no report in 3 months appears in	When more than one year appears in	Number of repeat terms	Notes the officers that do not have an active	If no report at 12 months appears in red		

* - P - Priority Club. Cancellation Reasons: 1-Objectives/conduct, 2-Non-active club, 5-Non-existing club, 6-Disbanding, 7-Merger, 8-Financial Suspension, 9-District/Multiple District Dues.
** - Abbreviation: P-President, S-Secretary, T-Treasurer, M-Member Chairperson, VP-First Vice President, MC-Communications Chairperson, SC-Service Chairperson
*** - Abbreviation: N/R - Never reported using the Lions Clubs website, N/A - Not applicable, No password registered for the Lions Clubs website.
**** - Abbreviation: N - New, IP - Immediate Past, R - Repeat.



Club Health Assessment for District 333 E through December 2024

			Status	Membership							Reports					Finance		LCIF
Club Number	Club Name	Charter Date		Current Member Count	YTD Members Added	YTD Members Dropped	YTD Net Growth	YTD Net Growth%	Member Count 12 Months Ago	Avg. length of service for dropped members	Months Since Last MMR ***	Yrs. Since Last Officer Report	President Rotation	Vice President Reported ****	Months Since Last Activity Report ***	Account Balance	Donations for current Fiscal Year	
			Number of times on status quo within last two years	If below 15 members appears				If net loss is greater than 20% appears			If no report in 3 months appears in	When more than one year appears in	Number of repeat terms	Notes the officers that do not have an active	If no report at 12 months appears in red			
Clubs less than two years old																		
153903	Goka	03/14/2023	Active	19	0	0	0	0.00%	21		6			M,VP,SC	2			
157051	Tsukuba Young	01/11/2024	Active	60	25	2	23	62.16%	0	6	1		2	T,M,VP,SC	0			
Clubs more than two years old																		
25246	AMI	12/21/1971	Active	19	0	1	-1	-5.00%	21	41	0			N SC	11			
Exc Award (06/30/2023)																		
119780	Chikusei	06/22/2013	Active	54	3	1	2	3.85%	51	4	3			N M,SC	5		\$4,000.03	
Exc Award (06/30/2023)																		
25263	EDOSAKI	06/07/1969	Active	27	0	1	-1	-3.57%	28	8	0		2	M,VP,SC	1		\$840.02	
25272	HITACHI	01/22/1962	Active	26	0	0	0	0.00%	37		4			N M	1		\$5,400.04	
Exc Award (06/30/2016)																		
34909	HITACHI CHUO	12/22/1977	Active	33	0	0	0	0.00%	33		7			M,VP,SC	1		\$3,000.01	
84814	HITACHI KIRARA	02/07/2005	Active	32	1	0	1	3.23%	29		1			N M,SC	0		\$3,000.07	
Exc Award (06/30/2016, 06/30/2024)																		
33490	HITACHI OGAWA L C	03/16/1977	Active	19	0	0	0	0.00%	19		5			M,VP,SC	2			
25274	HITACHI OMIYA L C	03/16/1968	Active	31	3	0	3	10.71%	30		0			N M,SC	1			
42140	HITACHI SAKURA	12/27/1982	Active	42	4	0	4	10.53%	38		1			M,VP,SC	1			
36784	HITACHIDAIGO L C	03/20/1979	Active	36	0	1	-1	-2.70%	42	33	1			M,VP,SC	0		\$640.06	
56373	HITACHINAKA BEST	12/28/1994	Active	43	1	2	-1	-2.27%	44	11	2			N M,SC	16		\$5,300.15	
25273	HITACHIOTA	06/10/1966	Active	46	1	0	1	2.22%	45		5			N M,SC	3		\$1,900.07	
35900	HITACHIYAMATO L C	06/13/1978	Active	26	1	1	0	0.00%	28	0	5			M,VP,SC	9			
Exc Award (06/30/2016)																		
33795	HOKOTA	04/05/1977	Active	55	0	0	0	0.00%	57		6			S,T,M,VP,SC	0		\$2,000.01	
41275	IBARAKI SAKAI	04/12/1982	Active	82	1	3	-2	-2.38%	88	14	0			M,VP,SC	2			
Exc Award (06/30/2017)																		
38935	IBARAKI YACHIYO L C	09/15/1980	Active	38	1	1	0	0.00%	36	44	3			M,VP,SC	2			
118806	IBARAKIHINUMA	02/20/2013	Active	46	0	0	0	0.00%	47		0			N M,SC	1			



Club Health Assessment for District 333 E through December 2024

			Status	Membership						Reports					Finance	LCIF	
Club Number	Club Name	Charter Date		Current Member Count	YTD Members Added	YTD Members Dropped	YTD Net Growth	YTD Net Growth%	Member Count 12 Months Ago	Avg. length of service for dropped members	Months Since Last MMR ***	Yrs. Since Last Officer Report	President Rotation	Vice President Reported ****	Months Since Last Activity Report ***	Account Balance	Donations for current Fiscal Year
			Number of times on status quo within last two years	If below 15 members appears				If net loss is greater than 20% appears			If no report in 3 months appears in	When more than one year appears in	Number of repeat terms	Notes the officers that do not have an active	If no report at 12 months red		
41111	IBARAKISANWA	03/18/1982	Active	40	1	0	1	2.56%	45		4			M,VP,SC	7		\$2,950.01
	Exc Award (06/30/2018)																
25287	ISHIGE	10/25/1969	Active	26	1	1	0	0.00%	26	36	4			P,T,M,VP,SC	3		
25284	ISHIOKA	12/11/1966	Active	37	1	1	0	0.00%	35	2	4		N	SC	0		
	Exc Award (06/30/2016, 06/30/2022, 06/30/20																
76003	ITAKO	06/30/2003	Active	101	2	2	0	0.00%	102	12	0		N	M,SC	3		
	Exc Award (06/30/2016, 06/30/2017, 06/30/20																
25286	IWAI	06/11/1968	Active	49	1	3	-2	-3.92%	57	23	2			VP,SC	13		\$7,000.10
	Exc Award (06/30/2017, 06/30/2018, 06/30/20																
25285	IWAMA	12/27/1972	Active	18	0	0	0	0.00%	19		5		N	M,SC	1		
25288	IWASE	05/17/1970	Active	36	1	2	-1	-2.70%	38	9	0		N	M,SC	12		\$1,540.07
98747	KAMISU	03/09/2007	Active	110	5	3	2	1.85%	109	8	0			M,VP,SC	0		\$5,402.13
	Exc Award (06/30/2016, 06/30/2018, 06/30/20																
25300	KASAMA	08/31/1973	Active	33	1	0	1	3.13%	33		5			M,VP,SC	10		
	Exc Award (06/30/2016)																
25298	KASHIMA	03/16/1969	Active	138	1	4	-3	-2.13%	144	21	0			M,VP,SC	2		\$30,000.42
	Exc Award (06/30/2016, 06/30/2024)																
118464	KASUMIGAURA	12/17/2012	Active	82	0	0	0	0.00%	85		0			M,VP,SC	1		\$3,500.07
	Exc Award (06/30/2018, 06/30/2021)																
25306	KATSUTA	08/01/1964	Active	60	3	1	2	3.45%	59	7	2			M,VP,SC	1		\$4,800.10
	Exc Award (06/30/2016, 06/30/2018, 06/30/20																
36087	KATSUTA GREEN	09/18/1978	Active	14	0	1	-1	-6.67%	16	32	5		R	M,SC	0		\$2,200.03
104888	KITAIBARAKI SAKURA	03/04/2009	Active	16	18	29	-11	-40.74%	33	3	0			S,M,VP,SC	2		
25317	KOGA	01/20/1968	Active	37	3	1	2	5.71%	43	7	3			M,VP,SC	11		
	Exc Award (06/30/2018)																
33985	KYOWA	05/31/1977	Active	25	0	1	-1	-3.85%	26	16	4			M,VP,SC	2		\$1,000.01
25329	MAKABE	02/29/1972	Active	40	1	0	1	2.56%	40		3		2	N	M,SC	0	
59348	MIHO	04/08/1997	Active	26	1	4	-3	-10.34%	29	13	1			M,VP,SC	21		



Club Health Assessment for District 333 E through December 2024

			Status	Membership							Reports					Finance		LCIF
Club Number	Club Name	Charter Date		Current Member Count	YTD Members Added	YTD Members Dropped	YTD Net Growth	YTD Net Growth%	Member Count 12 Months Ago	Avg. length of service for dropped members	Months Since Last MMR ***	Yrs. Since Last Officer Report	President Rotation	Vice President Reported ****	Months Since Last Activity Report ***	Account Balance	Donations for current Fiscal Year	
			Number of times on status quo within last two years	If below 15 members appears				If net loss is greater than 20% appears			If no report in 3 months appears in	When more than one year appears in	Number of repeat terms	Notes the officers that do not have an active	If no report at 12 months appears in red			
29426	MINORI	05/31/1974	Active	20	0	0	0	0.00%	21		5		2	R	M,SC	3		
	Exc Award (06/30/2017)																	
25332	MITO	06/11/1964	Active	62	1	2	-1	-1.59%	86	48	1				M,VP,SC	0	\$6,002.06	
	Exc Award (06/30/2016)																	
25334	MITO AOI	01/30/1965	Active	92	4	3	1	1.10%	97	12	0			N	M,VP,SC	0	90+ Days \$5,000.02	
	Exc Award (06/30/2018, 06/30/2021)																	
128767	Mito Cheerful	08/30/2016	Active	20	0	0	0	0.00%	22		6			N	M,VP,SC	4		
25335	MITO HIGASHI	10/27/1972	Active	30	0	0	0	0.00%	30		10			N	T,M,SC	0	\$460.01	
	Exc Award (06/30/2016)																	
36088	MITO KITA	09/29/1978	Active	17	2	1	1	6.25%	23	4	3				VP,SC	0	\$1,017.44	
	Exc Award (06/30/2016, 06/30/2017)																	
33915	MITO MINAMI	05/18/1977	Active	27	1	1	0	0.00%	27	46	5			N	SC	0	90+ Days \$2,200.05	
	Exc Award (06/30/2016)																	
25333	MITO NISHI	02/28/1971	Active	65	2	0	2	3.17%	64		1			N	M,VP,SC	2	\$2,300.02	
	Exc Award (06/30/2017, 06/30/2018)																	
32260	MITSUKAIDO	05/07/1976	Active	21	0	1	-1	-4.55%	38	48	2			N	M,SC	8		
25340	MORIYA	11/20/1972	Active	67	2	1	1	1.52%	70	0	0			N	SC	0	\$2,989.00	
25348	NAKA	07/28/1968	Active	23	4	0	4	21.05%	24		1				M,VP,SC	0	\$100.00	
25347	NAKAMINATO	04/22/1967	Active	20	0	0	0	0.00%	19		5			N	M,SC	1	\$1,403.87	
127036	Namegata	03/09/2016	Active	57	2	0	2	3.64%	53		3			N	M,SC	2		
25365	OARAI	10/30/1965	Active	14	1	11	-10	-41.67%	27	10	0			N	T,M,VP,SC	0	\$1,000.00	
25372	RYUGASAKI	01/21/1968	Active	71	2	3	-1	-1.39%	73	17	0				S,M,VP,SC	0	\$7,000.05	
42141	RYUGASAKI KIKYO	12/27/1982	Active	27	0	1	-1	-3.57%	27	22	5				VP,SC	2		
	Exc Award (06/30/2016, 06/30/2023)																	
56374	SHIMODATE SENIOR	12/28/1994	Active	14	0	7	-7	-33.33%	21	13	0				P,M,VP,SC	2		
41276	SHIMODATE TOMOE	04/12/1982	Active	62	9	2	7	12.73%	58	9	3				M,VP,SC	13	\$1,000.00	
46944	SHIMOTSUMA	02/13/1987	Active	42	1	0	1	2.44%	44		5				M,VP,SC	10	\$2,500.06	



Club Health Assessment for District 333 E through December 2024

			Status	Membership							Reports					Finance		LCIF
Club Number	Club Name	Charter Date		Current Member Count	YTD Members Added	YTD Members Dropped	YTD Net Growth	YTD Net Growth%	Member Count 12 Months Ago	Avg. length of service for dropped members	Months Since Last MMR ***	Yrs. Since Last Officer Report	President Rotation	Vice President Reported ****	Months Since Last Activity Report ***	Account Balance	Donations for current Fiscal Year	
			Number of times on status quo within last two years	If below 15 members appears				If net loss is greater than 20% appears			If no report in 3 months appears in	When more than one year appears in	Number of repeat terms	Notes the officers that do not have an active	If no report at 12 months appears in red			
32850	SOWA	10/11/1976	Active	27	1	3	-2	-6.90%	39	15	0			N	M,SC	1	90+ Days	\$1,003.92
25404	TAKAHAGI	04/25/1967	Active	28	0	0	0	0.00%	29		6			N	M,SC	0		
25397	TOKAI	04/04/1971	Active	51	6	2	4	8.51%	46	0	1			N	M,SC	1		\$5,500.06
Exc Award (06/30/2016)																		
48459	TONE	04/14/1988	Active	11	4	0	4	57.14%	11		4		3		M,VP,SC	7		
25414	TORIDE	03/30/1969	Active	92	7	1	6	6.98%	88	1	0				M,VP,SC	0		\$8,000.08
Exc Award (06/30/2019, 06/30/2024)																		
51533	TORIDE CHUOH	04/02/1991	Active	68	1	0	1	1.49%	73		5				M,VP,SC	0		\$1,200.12
Exc Award (06/30/2016)																		
35987	TORIDE OTONE	07/31/1978	Active	19	1	0	1	5.56%	22		2		2		M,VP,SC	0		\$1,000.01
25405	TSUCHIURA	12/10/1965	Active	81	10	3	7	9.46%	112	3	0				M,VP,SC	0		\$1,000.01
Exc Award (06/30/2023)																		
25411	TSUCHIURA KIJO	02/09/1969	Active	28	3	21	-18	-39.13%	51	9	1			N	SC	5		\$2,400.05
35663	TSUCHIURA KITA	05/18/1978	Active	112	4	44	-40	-26.32%	178	7	0				M,VP,SC	0		
Exc Award (06/30/2016)																		
137533	Tsuchiura Sora	03/19/2019	Active	26	3	2	1	4.00%	26	3	0			N	M,VP,SC	9		
25419	TSUCHIURA TAMAKI	12/06/1973	Active	102	3	2	1	0.99%	124	9	0		2		M,VP,SC	0		\$1,000.01
25410	TSUKUBA	06/21/1968	Active	123	5	3	2	1.65%	127	3	2				M,VP,SC	0		\$12,100.14
Exc Award (06/30/2018, 06/30/2019, 06/30/2020)																		
35462	TSUKUBA CHUO	04/18/1978	Active	69	0	16	-16	-18.82%	92	9	0			N	M,SC	0		
149745	Tsukuba Hope	01/31/2022	Active	23	0	0	0	0.00%	24		6			N	M,SC	2		\$1,000.01
51534	TSUKUBA NISHI	04/01/1991	Active	33	2	2	0	0.00%	25	1	3			N	M,SC	9		\$1,900.00
100659	TSUKUBA OAK	11/26/2007	Active	82	1	2	-1	-1.20%	83	4	0			N	M,SC	0		\$2,440.10
Exc Award (06/30/2017, 06/30/2023)																		
128202	Tsukuba Owl	07/01/2016	Active	83	7	6	1	1.22%	80	5	0				M,VP,SC	1		\$9,700.22
144724	Tsukuba Shiho	12/29/2020	Active	30	0	0	0	0.00%	32		6				M,VP,SC	1		\$900.02
Exc Award (06/30/2022)																		



Club Health Assessment for District 333 E through December 2024

Club Number	Club Name	Charter Date	Status	Membership							Reports					Finance	LCIF
				Current Member Count	YTD Members Added	YTD Members Dropped	YTD Net Growth	YTD Net Growth%	Member Count 12 Months Ago	Avg. length of service for dropped members	Months Since Last MMR ***	Yrs. Since Last Officer Report	President Rotation	Vice President Reported ****	Months Since Last Activity Report ***	Account Balance	Donations for current Fiscal Year
			Number of times on status quo within last two years	If below 15 members appears				If net loss is greater than 20% appears			If no report in 3 months appears in	When more than one year appears in	Number of repeat terms	Notes the officers that do not have an active	If no report at 12 months appears in red		
58674	TSUKUBAMIRAI	09/03/1996	Active	42	0	2	-2	-4.55%	45	32	4			M,VP,SC	13		
36275	UCHIHARA	11/27/1978	Active	7	0	2	-2	-22.22%	9	24	4		2	P,S,M,VP,SC	20		
25412	USHIKU-KUKIZAKI	10/24/1970	Active	95	3	5	-2	-2.06%	103	8	0		N	M,SC	2		\$20,000.28
25432	YASATO	10/20/1968	Active	16	0	0	0	0.00%	17		6		N	T,M,SC	0		

Clubs Cancelled Previous Fiscal Year – Clubs Cancelled within last 12 months may be reinstated

Club Number	Club Name	Charter Date	Current Status*	Cancellation Date
84946	HITACHI BOUQUET	02/23/2005	Cancelled(6*)	06/29/2024
25381	SHIMODATE	02/25/1968	Cancelled(6*)	06/29/2024

Current Total Clubs Count	YTD New Clubs Count	YTD Cancelled Clubs Count	YTD Net Club Gain	Current Total Members Count	YTD Add	YTD Drop	YTD Net Growth	YTD Net Growth %	Member Count 12 Months Ago	Average Member Count Per Club	% of Clubs with less than 20 members	% No MMR in 3 Months	% No Officer Report in 12 Months	% of Clubs with balance 90+ days	Number of Clubs in Status Quo	% Status Quo Clubs in Financial Suspension	Number of Cancelled Clubs	Average Cancelled Club Age	Members Lost Due to Cancellation	% of Clubs Cancelled for Non-Financial Reasons
79	0	0	0	3,621	173	215	-42	-1.15%	3,893	46	16%	47%	0%	4%	0	0%	0	0	0	0%

* - P - Priority Club. Cancellation Reasons: 1-Objectives/conduct, 2-Non-active club, 5-Non-existing club, 6-Disbanding, 7-Merger, 8-Financial Suspension, 9-District/Multiple District Dues.

** - Abbreviation: P-President, S-Secretary, T-Treasurer, M-Member Chairperson, VP-First Vice President, MC-Communications Chairperson, SC-Service Chairperson

*** - Abbreviation: N/R - Never reported using the Lions Clubs website, N/A - Not applicable, No password registered for the Lions Clubs website.

**** - Abbreviation: N - New, IP - Immediate Past, R - Repeat.